



High-powered solutions for RF and microwave applications

Matrixx™ RF & DC Power Switch Modules

Matrixx™


REMOTE RF & DC POWER SWITCH MODULES

It is desirable to use an RF switch module as an economical method to individually power up to four different plasma electrodes (or sputtering cathodes) using a single RF power generator and either a single or multiple impedance matching networks.

This module will replace multiple separate RF generator-matching network systems. In typical R&D applications this results in a capital equipment cost savings.

These modules can be used at the RF generator's 50 ohm output connected to multiple matching networks or after a single matching network. It is suggested to use the multiple matching network approach when powering vastly different impedance plasma loads. An example is two sputtering cathodes one with a metal target and the other with a dielectric target. Another example would be to power a sputtering target as load #1 and an etch electrode as load #2.

- These switching modules provide a easy way to switch the output of any DC or RF plasma power system to multiple plasma loads. They are designed around high quality vacuum relays to enable positive switching in addition high reliability and long lifetimes.
- An aluminum enclosure is used to provide the necessary high voltage and RF field shielding. Coaxial connectors are used to provide a quick connect interface to the process power system. It is externally controlled via the user's system with a 24VDC signal.
- All types of complementary coaxial cables are available.
- OEM versions available.
- Please contact the factory with your specific requirement.



Typical 4 (Dual) output version



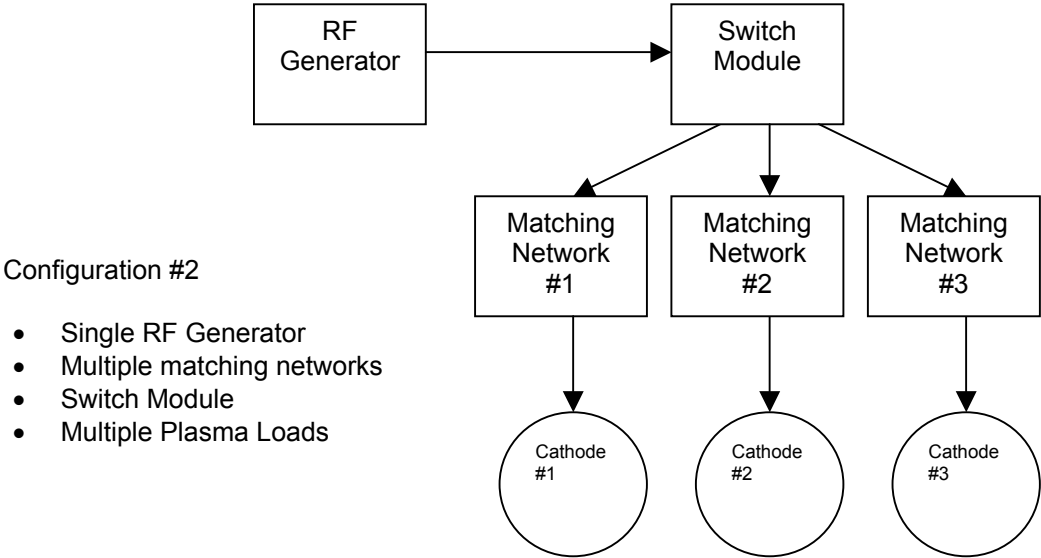
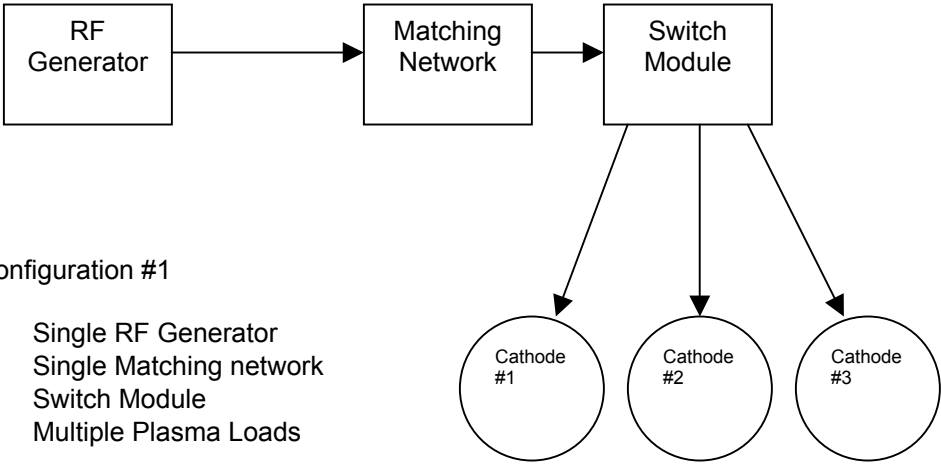
The image shown above represents a 2-way switch box installed on an automatic impedance matching network.

Manitou Systems, Inc
12 South Street
Danbury, CT 06810

Tel: 203-792-8797 • Fax: 203-792-7097

E-mail: info@manitousys.com • Web Site: www.manitousys.com

Typical RF System Configurations



Technical specifications are subject to change without prior notice. See our web site or contact us directly for the latest specifications. 03.05